

---

# Moving to BI Publisher, Now What?

## Automated Email & Fax Delivery from Oracle EBS

Ben Bruno  
*President, STR Software*

Larry Michieli  
*VP of Financial Systems, Rogers Communications, Inc.*

**ORACLE** CERTIFIED  
PARTNER  
E-BUSINESS SUITE

# About the Speakers

---

- STR Software

- Located in Richmond, VA
- Focused on document delivery solutions since 1988
- Over 1,150 licenses of AventX in 47 states and 21 countries
- Over 94% customer retention
- Oracle Certified Partner with staff of Oracle Certified Professionals
- OAUG 3-star partner for 2009
- [www.strsoftware.com](http://www.strsoftware.com)

- Ben Bruno

- President and founder of STR Software in May 1986
- BS & MS in Computer Science from UCLA
- 804-897-1600 ext. 100 and [ben.bruno@strsoftware.com](mailto:ben.bruno@strsoftware.com)

# About the Speakers

---

- **Rogers Communications**

- Headquartered in Toronto, Ontario Canada
- A diversified Canadian communications and media company
- Primary businesses include:
  - Rogers Cable
  - Rogers Media
  - Rogers Wireless
- [www.rogers.com](http://www.rogers.com)

- **Larry Michieli**

- VP of Financial Systems
- 416-935-8650 and [larry.michieli@rci.rogers.com](mailto:larry.michieli@rci.rogers.com)

# Agenda

---

- Case study from Rogers Communications
- Document Delivery Needs and Requirements
- Building a Document Delivery Solution
- Integrating with and without BI/XML Publisher
- Integrating with Delivery Manager
- Integrating with AventX
- Q&A

---

“We just upgraded to 11i and would like to use XML Publisher to create customized reports from Oracle EBS and then fax, email, or print them based upon the supplier’s preferred communication method.”

---

“Is anyone faxing purchase orders and RFQ documents submitted as a batch?”

---

“How can I fax an Oracle output report?”

---

“Does anyone know how to integrate a 3<sup>rd</sup> party fax solution with XML Publisher?”



---

“We have multiple organizations within our corporation. Can I apply different forms to our faxed output based upon the organization and document type?”

---

# **“Building a Solution”**

# Building a Solution: Questions to Ask

---

- Will documents be in multiple formats, i.e. PDF, Excel, etc?
- Will the user's want to type in the fax number or email address? Or will the process be completely automated?
- If automated, will the report include many documents in the same request (batch processing)? If yes, then how will the report separate into individual documents?

# Building a Solution: Questions to Ask

---

- Will the user want to attach other documents to the primary document, i.e. terms and conditions, diagrams, etc.?
- Will the document be sent to different destination types, i.e. email, fax, print?
- Will the process require sending documents to multiple recipients?

# Building a Solution: Questions to Ask

---

- What method will be used to deliver a confirmation?
  - Individual emails per document
  - Scheduled summary reports
- When should the confirmation be sent?
- What should the confirmation look like?
- Who should receive the confirmation?

# Building a Solution: Questions to Ask

---

- Who will manage failed documents? Or successful documents that need to be transmitted again?
- Where will users manage their documents? Inside or outside of Oracle EBS?
- How long will documents and their transmission history be saved?

# Fundamentals of Document Delivery

---



---

# **Oracle EBS Document Submission Options**



# Document Submission: In Oracle EBS

---

- Oracle EBS recently added a few options to users for the purchase order report
  - 3 Purchase Order Options:
    - Purchase Order Approval – Workflow
    - Purchase Order Summary – Tools / Communicate
    - Submit Request (“Fax Enable” Fields)
  - XML Publisher Bursting and Delivery

# PO Submission: PO Approval Form

Purchase Orders (Vision Operations) - 4563

PO, Rev  
Supplier  
Ship-To  
Buyer  
Description  
P-Card

4563  
**Office Supplies, Inc.**  
**V1- New York City**  
**Green, Mr. Terry**

0  
Site  
Bill-To  
Status

Type  
**Standard Purchase Order**  
**OFFICESUPPLIES**  
**V1- New York City**  
**Incomplete**

Created  
Contact  
Currency  
Total

06-OCT-2006 08:59:28  
**Olden, Maxwell**  
**USD**  
**105.00**

LinesPrice ReferenceReference DocumentsMoreAgreement

Num	Type	Item	Rev	Category	Description	UOM	Quantity	Price	Promised	[ ]
1	Goods	BUSCARDS		SUPPLIES.OFFI	Business Cards, Box	BOX	3	35		

ItemBUSCARDSBusiness Cards, Box of 250

Catalog...Currency...TermsShipmentsApprove...

# PO Submission: PO Approval Form

Approve Document (Vision Operations) - 4563

Approval Details Additional Options

**Encumbrance**

☐ Reserve ☐ Unreserve Unreserve Date

☐ Use GL Override ☐ Use Document GL Date to Unreserve Accounting Date

**Approval**

☒ Submit for Approval Forward From

☐ Forward Approval Path

Forward To

Note

Change

Summary

**Transmission Methods**

☒ Print ☐ XML

☒ Fax FAX Number 804-897-1638 ☐ EDI

☒ E-Mail E-Mail Address brent.low@strsoftware.co

OK Cancel

# PO Submission: Supplier Sites

Supplier Sites (Vision Operations: USD) - STR Software, 20025

Site Name **RICHMOND** Alternate Name ☐

Country **United States**

Address **11505 Allecingie Parkway** Alternate Address

City **Richmond** State **VA** Postal Code **23235**

Province  County

Language  Inactive On  ☐

**General** Contacts Account... Control Payment Bank A... EDI Invoice ... Withhol... Tax Re... Purchas...

**Site Uses**

☒ Pay ☒ Purchasing

☐ Primary Pay ☐ RFQ Only

☐ Procurement Card

Customer Number

Shipping Network Location

Supplier Notification Method **E-mail**

**Communication**

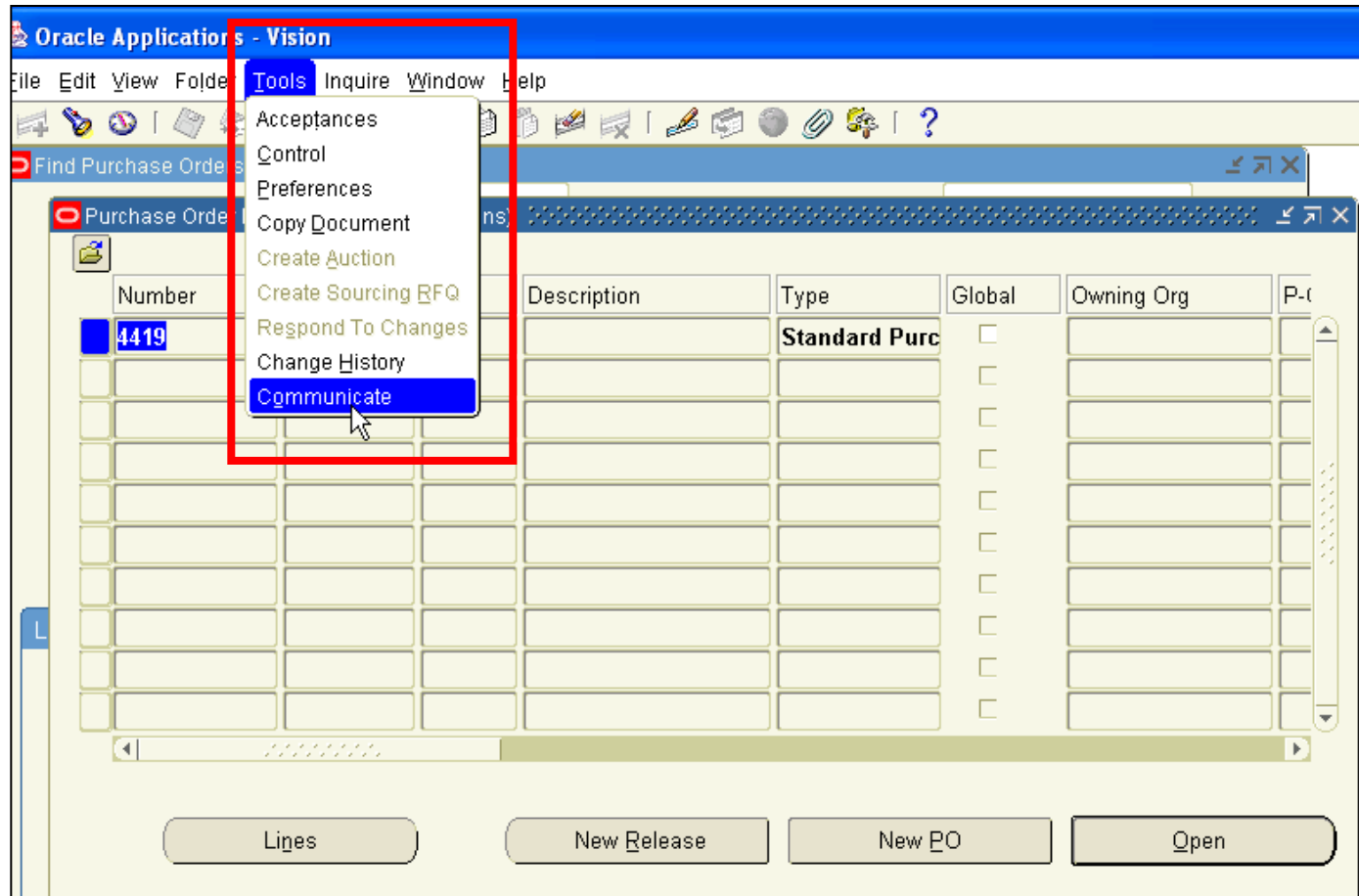
Voice  Area Code  Number

Fax **804** **897-1638**

Telex

E-mail **sales@strsoftware.com**

# PO Submission: PO Communicate



# PO Submission: PO Communicate

Communicate (Vision Operations)

Select one of the communication methods below :

Communication

☐ Print

☒ Fax

☐ Email

Fax number

Email Address

☒ PO without contract terms

Language

OK Cancel

# PO Submission: Submit Request

Navigator - Purchasing Super User

Functions Documents Processes

Requests: Submit Request

Run this Request...

Name **Printed Purchase Order Report(Portrait)** Conv...

Parameters

Language **American English** Language Settings... Debug Options

At these Times...

Run the Job **As Soon as Possible** Schedule...

Upon Completion...

☒ Save all Output Files

Layout

Notify

Print to **development** Options...

Help (C) Submit Cancel

# PO Submission: Submit Request

Parameters

Buyer Name, Employee Number

Purchase Order Numbers From 501

To 501

Release Numbers From

To

Release Dates From

To

Approved

Test

Print Releases Option Yes

Sort By

Dynamic Precision Option 2 9,999,999.00

Fax Enable Yes Yes

Fax Number 804-897-1638

Print Canceled Lines Yes

OK

## “Fax Enable” Features

- Limited to Only Purchase Orders
- No Email
- Fax Fields Not Pre-Populated
- Only One Purchase Order

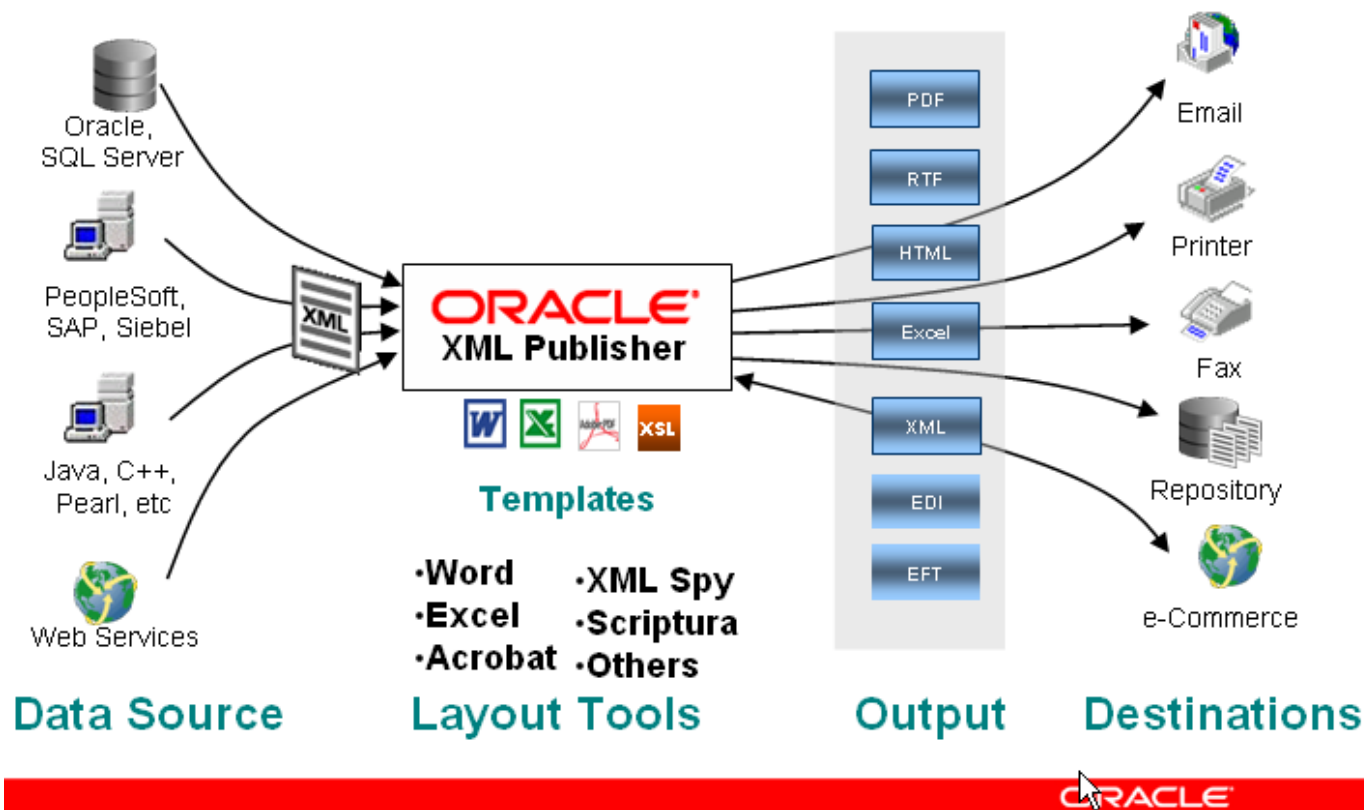


---

# **Oracle EBS Document Formatting and Delivery with XML Publisher**

# Document Delivery with XML Publisher

## From Data to Destination



Slide courtesy of Oracle Corporation

# PO Transmission: Email – Without XML Publisher

<b>Vision Services</b> 90 Market Street Philadelphia , PA 19103-4211 US		<u>SHIP TO</u> District of Columbia Office used in Services SoB 1401 Pennsylvania Avenue Washington , DC 20002 US		<b>Purchase Order</b> PURCHASE ORDER NO. 3226		REVISION 0	
<u>SUPPLIER</u> Office Supplies, Inc. 3605 Warrensville Center Road Shaker Heights OH 44122		<u>BILL TO</u> District of Columbia Office used in Services SoB 1401 Pennsylvania Avenue Washington, DC 20002 US		DATE OF ORDER 10-JUN-04		BUYER Chappell, Mr. Ted	
				DATE OF REVISION		BUYER	
CUSTOMER ACCT. NO.	SUPPLIER NO. 1008	PAYMENT TERMS 30 Net (terms date + 30)	FREIGHT TERMS Due	F.O.B. Origin	SHIP VIA DHL		
CONFIRM TO/TELEPHONE				REQUESTOR/DELIVER TO			
Line	Part Number / Description	Delivery Date	Quantity	UOM	Unit Price	Tax	Extended Price
1	X Business Cards, Box of 250						
	Ship To Please refer to Ship To Address at top of page		2	BOX	(USD)35	N	(USD)70
							<b>Total (USD)70</b>

- HTML in Email Body
- Fax and Email Different Look

# PO Transmission: Fax Without XML Publisher

```
{{(begin)}}{{fax 804-897-1638}}{{doctype pofax}}
```

```
4565 0 1
```

3455 108th Avenue  
Seattle, WA 98101  
United States

STR Software  
11505 Allecingie Parkway  
Richmond, VA 23235  
United States

90 Fifth Avenue  
New York, NY 10022-3422  
United States

20025 12-OCT-06 B Lowe

45 Net (terms date + 45)

Origin

Due

All prices and amounts on this order are expressed in : US dollar

1	BUSCARDS	3.00 BOX	35	105.00	N
---	----------	----------	----	--------	---

Business Cards, Box of  
250

o SHIP TO:

Address at top of page

- Text output has a few "Fax Tags" in header
- Requires 3<sup>rd</sup> party fax solution to process "Fax Tags"

# PO Transmission: Email – With XML Publisher



Vision Operations  
90 Fifth Avenue  
New York, NY 10022-3422  
United States

PO Number	Revision	Page
4562	0	1

Supplier:  
Office Supplies, Inc.  
3605 Warrensville Center Road  
Shaker Heights, OH 44122  
United States

Ship To:  
90 Fifth Avenue  
New York, NY 10022-3422  
United States  
Bill To:  
90 Fifth Avenue  
New York, NY 10022-3422  
United States

Supplier No. 1009	Order Date 06-OCT-2006	Revision Date	Buyer Green, Terry
Payment Terms 30 Net (terms date + 30)	Ship Via UPS	FOB Origin	

Line	Part Number / Description	Quantity	UOM	Unit Price	Tax	Amount
1	BUSCARDS Business Cards, Box of 250	2	BOX	35	N	70.00
PO Number must appear on all shipping papers, packages, bills of lading, & invoices.				Total:	70.00 (USD)	
Subject to attached Terms & conditions.				By		

This template was created by STR Software to demonstrate document delivery of XML Publisher output using our AvenIX Oracle Connector. For more information contact: sales@strsoftware.com or (804) 897-1800 extension 2

- PDF Attachment
- Fax and Email Look the Same

# PO Transmission: Fax – With XML Publisher

```
{{(BEGIN)}}  
{{(FAX 804-897-1638)}}  
{{(A  
{{(E
```

Separate fax  
command file

Vision Operations  
90 Fifth Avenue  
New York, NY 10022-3422  
United States

PO Number	Revision	Page
4562	0	1

Supplier:  
Office Supplies, Inc.  
3605 Warrensville Center Road  
Shaker Heights, OH 44122  
United States

Ship To:  
90 Fifth Avenue  
New York, NY 10022-3422  
United States  
Bill To:  
90 Fifth Avenue  
New York, NY 10022-3422  
United States



Separate PDF  
data file

Supplier No. 1009	Order Date 06-OCT-2006	Revision Date	Buyer Green, Terry
Payment Terms 30 Net (terms date + 30)	Ship Via UPS	FOB Origin	

Line	Part Number / Description	Quantity	UOM	Unit Price	Tax	Amount
1	BUSCARDS Business Cards, Box of 250	2	BOX	35	N	70.00
PO Number must appear on all shipping papers, packages, bills of lading, & invoices.				Total:		70.00 (USD)
Subject to attached Terms & conditions.				By		

This template was created by STR Software to demonstrate document delivery of XML Publisher output using our AventX Oracle  
Connector. For more information contact: sales@strsoftware.com or (804) 897-1800 extension 2

- Requires 3<sup>rd</sup> party fax  
solution to process  
command file

# XML Publisher PO Integration: Recap

---

- For non XML Publisher purchase orders, fax and email have a different look and feel.
- Easy setup to concurrent program to format document via XML Publisher
- For email, delivery is handled through a separate process, Workflow Mailer
- For fax, commands are simply written out in order for a 3rd party solution to take over and actually fax the document.

# XML Publisher Bursting and Delivery

---

- “Bursts” data stream into individual documents.
- Delivers finished XML Publisher formatted documents through “Channels”
  - Printer
  - Fax
  - Email
  - WebDAV
  - HTTP/HTTPS
  - FTP



# XML Publisher Bursting and Delivery: Setup

**ORACLE** XML Publisher Temple

[Data Definitions](#) >

**View Data Definition: XML STR Software Printed Purchase Order Report(Portrait)**

---

**General**

Name	XML STR Software Printed Purchase Order Report(Portrait)	Code	POXPRPOPX
Application	Purchasing	Start Date	07-Apr-2005
End Date			
Description	XML Printed Purchase Order Portrait Output for STR Software		

---

**Files**

XML Schema	<a href="#">Add File</a>
Data Template	<a href="#">Add File</a>
Preview Data	<a href="#">pop_grimlock.txt</a> <a href="#">Update File</a>
Bursting Control File	<a href="#">po_portrait_burst.xml</a> <a href="#">Update File</a>

[Return to Data Definitions](#)

Add Bursting Control  
File to Data Definition

# XML Publisher Bursting and Delivery: Setup

## ■ Bursting Control File – Email Delivery

```
<?xml version="1.0" encoding="UTF-8" ?>
- <xapi:requestset xmlns:xapi="http://xmlns.oracle.com/oxp/xapi">
- <xapi:request select="/POXPRPOP2/LIST_G_INIT_INFO/G_INIT_INFO/LIST_G_HEADERS/G_HEADERS">
- <xapi:delivery>
- <xapi:email server="mail.strsoftware.com" port="25" from="AccountPayables@strsoftware.com">
- <xapi:message id="${POH_PO_NUM}" to="${POH_PO_TOADDRESS}" cc="${POH_PO_CCADDRESS}" subject="Purchase Order #${POH_PO_NUM}"
  attachment="true" content-type="text/html">
  <![CDATA[ <html><head><style type="text/css"> body {font-family:Arial}</style></head><body>
    <br/><br/><p>Please find the attached Purchase Order #${POH_PO_NUM}.<br/><br/>

    <br/>Regards,<br/>
    ${POH_BUYER}
    </p></body></html> ]]>
  </xapi:message>
</xapi:email>
</xapi:delivery>
- <xapi:document output="Purchase Order #${POH_PO_NUM}" output-type="pdf">
  <xapi:template type="rtf" location="/home/faxdev1/axtko/com/strsoftware/axtko/samples/STR_Software_POP.rtf" />
</xapi:document>
</xapi:request>
</xapi:requestset>
```

# XML Publisher Bursting and Delivery: Setup

## ■ Bursting Control File – Fax Delivery

```
<?xml version="1.0" encoding="UTF-8" ?>
- <xapi:requestset xmlns:xapi="http://xmlns.oracle.com/oxp/xapi">
- <xapi:request select="/POXPRPOP2/LIST_G_INIT_INFO/G_INIT_INFO/LIST_G_HEADERS/G_HEADERS">
- <xapi:delivery>
- <xapi:fax server="ipp://host:port/printers/axtkocupspainter">
  <xapi:number id="FAX1">${POH_VENDOR_PHONE}</xapi:number>
  </xapi:fax>
</xapi:delivery>
- <xapi:document output-type="pdf" id="FAX1">
  <xapi:template type="rtf" location="/home/faxmgr/axtko/com/strsoftware/axtko/samples/STR_Software_POP.rtf" />
</xapi:document>
</xapi:request>
</xapi:requestset>
```

# XML Publisher Bursting and Delivery: Usage

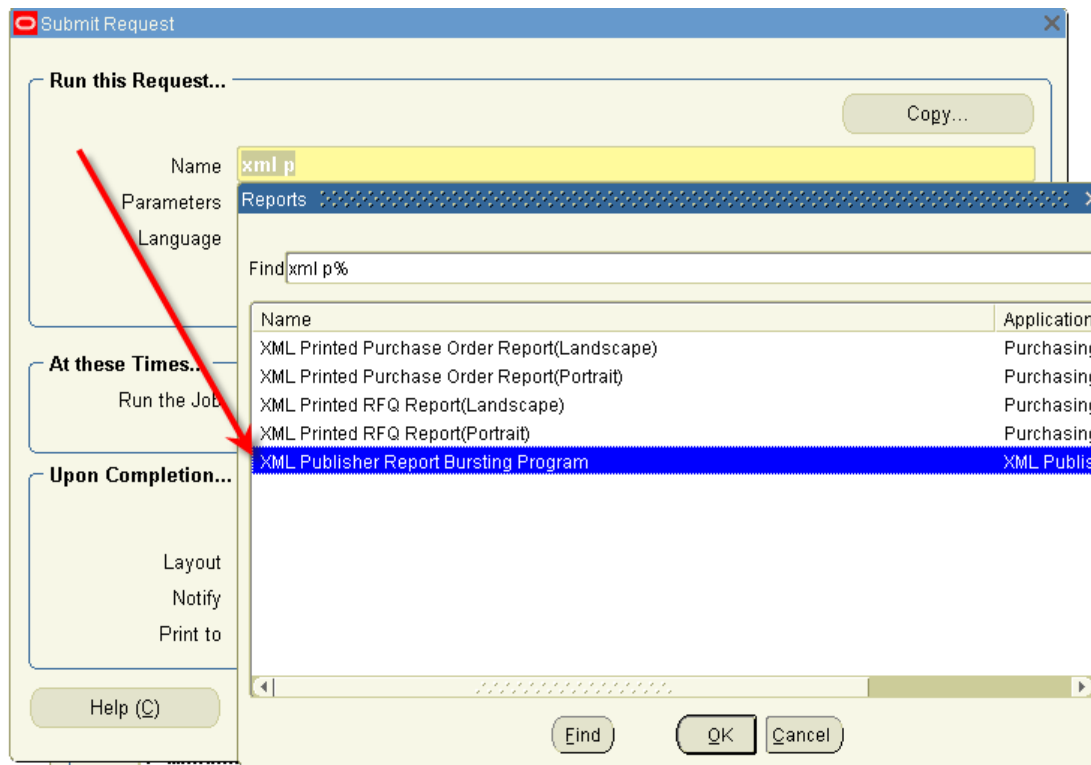
- Step 1: Use Submit Request to run Report as normal.

The screenshot shows the 'Submit Request' dialog box with the following configuration:

- Run this Request...**
  - Name: XML Printed Purchase Order Report(Portrait)
  - Parameters: All::897:900:::Yes::2::No::Yes::No
  - Language: American English
  - Buttons: Copy..., Language Settings..., Debug Options
- At these Times...**
  - Run the Job: As Soon as Possible
  - Button: Schedule...
- Upon Completion...**
  - ☒ Save all Output Files
  - Layout: XML STR Software POP
  - Notify: (empty field)
  - Print to: development
  - Button: Options...
- Footer Buttons:** Help (C), Submit, Cancel

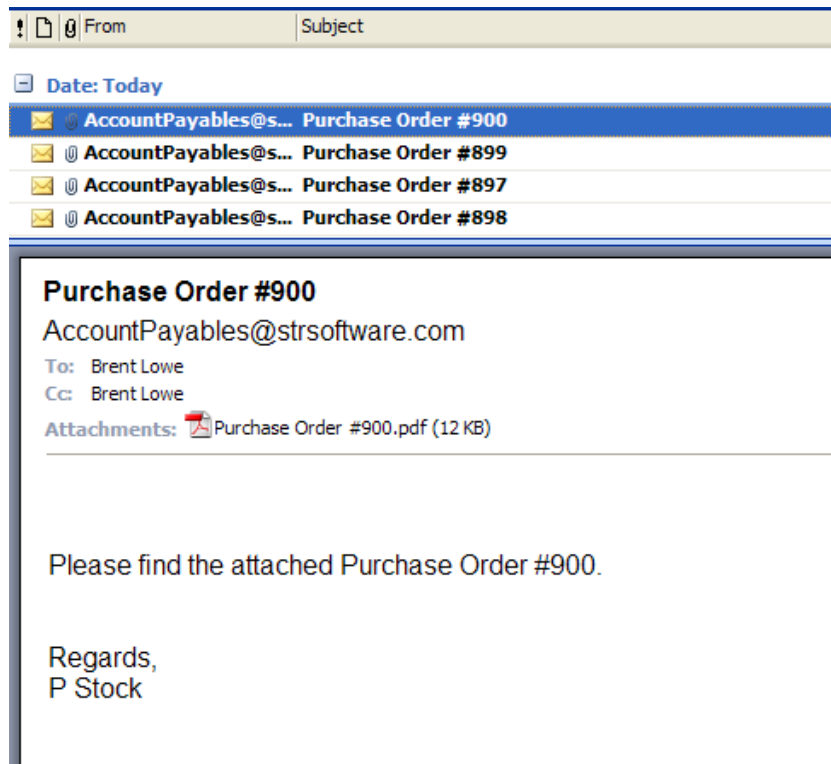
# XML Publisher Bursting and Delivery: Usage

- Step 2: Run 'XML Publisher Report Bursting Program' against previous request.



# XML Publisher Bursting and Delivery: Results

- Email:



# XML Publisher Bursting and Delivery: Results

---

- Fax
  - Output is dependent on Transmitting Software.

# XML Publisher Bursting and Delivery: Recap

---

- Email is robust and full featured.
- Email does not allow for Native Oracle Attachments.
- Fax is dependent on 3<sup>rd</sup> party to actually deliver document.
- No user interface to type in fax or email addresses for one off deliveries.
- Only allows for one fax number and no other identifying information. i.e. cover page data such as From Company, Subject, Memo, etc...



---

# **Integrating with Delivery Manager**

# Integrating with XML Publisher's Delivery Manager

---

- What is the "Delivery Manager"
  - A set of JAVA APIs
  - Facilitates the delivery of documents through "Channels"
    - Printer Channel
    - Fax Channel
    - Email Channel
    - WebDAV Channel
    - HTTP / HTTPs Channel
    - FTP Channel
    - "Custom" Delivery Channel

# Integrating with XML Publisher's Delivery Manager

---

- What is needed to integrate with Delivery Manager?
  - Requires a developer with programming knowledge of JAVA and SQL
  - XML Publisher v5.6.2 or higher
  - BI Publisher v10.1.3.2 or higher

# Integrating with XML Publisher's Delivery Manager

---

- What are the steps to integrate with Delivery Manager with EBS?
  - Step # 1 - Install and configure 3rd party packages
  - Step # 2 - Develop Java based classes against XML Publisher Delivery Manager API
  - Step # 3 - Integrate Java classes with Oracle EBS
- Transmission via Fax (Two Options)
  - Integrate with CUPS > efax or FAX4CUPS > Fax Modem
  - Create a "Custom Delivery Channel"
- Transmission via Email
  - Uses standard SMTP calls to Delivery Manager API

# Integrating with XML Publisher's Delivery Manager

---

- Current Fax Limitations when using CUPS
- No user interface to type in fax numbers
- Only allows for one fax number
- Limited functionality using “freeware” applications, i.e. FAX4CUPS, efax
  - Only text and postscript output
  - No document scheduler to handle retries, fax busy signals, etc.
  - Class 2 Fax Modems

---

# **Oracle EBS Confirmation and Management Options**

# Document Confirmation and Management: In Oracle EBS

---

- Confirmation
  - For email via workflow mailer and XML Publisher, only email bounce backs when email is sent to an invalid address.
- Management
  - For fax and email, you are 100% reliant on the 3rd party product you choose to deliver your POs for their acknowledgement and management capabilities.

---

## **AventX from STR Software**



# AventX: Fundamentals of Document Delivery

---

- Document Submission
- Document Transmission
- Document Acknowledgement
  
- AventX Oracle Connector (AOC)
- AventX Toolkit for Oracle (ATKO)

# AventX Oracle Connector (AOC)

---

- Any version from 10.7 through R12
- Any output from Oracle Reports and XML Publisher
- Looks like it was written by Oracle themselves
- Document Submission
  - Interactive Delivery
  - Automatic Delivery
  - Application Program Interface (API)

# AOC Submission: Interactive Delivery

- Deliver ANY document to ANY destination using Submit Request

**Submit Request**

**Run this Request...**

Copy...

Name: **Printed Purchase Order Report(Portrait)**

Parameters: **All..1169.1171.....Yes..2.No..Yes.No**

Language: **American English** Languages...

**At these Times...**

Run the Job: **As Soon as Possible** Schedule...

**Upon Completion...**

☒ Save all Output Files

Notify:

Print to:

Options...

Help (B) Submit Cancel

# AOC Submission: Interactive Delivery

- Common submission interface for ANY Oracle report

AventX(tm) Interactive Delivery

Subject: **Purchase Order #1169**

**Options**

- ☐ Terms and Conditions
- ☐ Hold
- ☐ XML Archive Connection

**Recipients** Acknowledgements Cover Page

Pick list from  
Vendors

Delivery Address	Name	Company
joe.smith@bigcorp.com	Joe Smith	Big Corporation
804-897-1638	Tina Soles	STR Software

Cancel Submit

# AOC Submission: Interactive Delivery

**AventX(tm) Interactive Delivery**

Subject: **Purchase Order #1169**

**Options**

- ☐ Terms and Conditions
- ☐ Hold
- ☐ XML Archive Connection

**Recipients** **Acknowledgements** **Cover Page**

Email	Name
<b>pstock@vision.com</b>	<b>Pat Stock</b>
<b>jbond@vision.com</b>	<b>Jim Bond</b>

**Cancel** **Submit**

# AOC Submission: Interactive Delivery

The screenshot shows the 'AventX(tm) Interactive Delivery' window. At the top, the title bar reads 'AventX(tm) Interactive Delivery'. Below the title bar, there is a 'Subject:' label followed by a text box containing 'Purchase Order #1169'. To the right of the subject field is an 'Options' section with three checkboxes: 'Terms and Conditions', 'Hold', and 'XML Archive Connection', all of which are currently unchecked. Below the subject field and options are three tabs: 'Recipients', 'Acknowledgements', and 'Cover Page'. The 'Cover Page' tab is selected and highlighted in blue. Under the 'Cover Page' tab, there is a 'Name:' label followed by a dropdown menu showing 'Generic Cover Page'. Below the name field is a 'Remarks:' label followed by a large text area containing the following text: 'Attached is the Purchase Order that we discussed.', 'If you have any questions, please let me know.', and 'Thank you.' At the bottom right of the window are two buttons: 'Cancel' and 'Submit'.

**AventX(tm) Interactive Delivery**

Subject: **Purchase Order #1169**

**Options**

- ☐ Terms and Conditions
- ☐ Hold
- ☐ XML Archive Connection

**Recipients** **Acknowledgements** **Cover Page**

Name: **Generic Cover Page**

Remarks: **Attached is the Purchase Order that we discussed.**  
**If you have any questions, please let me know.**  
**Thank you.**

**Cancel** **Submit**

# AOC Submission: Automatic Delivery

## Automatic | Batch

**Submit Request**

**Run this Request...**

Name: **Printed Purchase Order Report(Portrait)**

Parameters: **All..800.1000...Yes..2.No..Yes.No**

Language: **American English**

Copy...

Language Settings... Debug Options...

**At these Times...**

Run the Job: **As Soon as Possible**

Schedule...

**Upon Completion...**

☒ Save all Output Files

Layout:

Notify:

Print to: **AventX Automatic**

Options...

Help (C) Submit Cancel

# AOC Submission: API

---

- Application Program Interface provides ability to submit documents from any location in Oracle EBS (such as workflow, forms, packages, etc.)
- Only requires knowledge of PL/SQL
- Fully documented reference guide with code examples



# AOC Transmission: Attachments

Purchase Orders (Vision Operations) - 4570

PO, Rev	4570	0	Type	Standard Purchase Order	Created	18-OCT-2006 13:33:13
Supplier	Office Supplies, Inc.		Site	OFFICESUPPLIES	Contact	Olden, Maxwell
Ship-To	V1- New York City		Bill-To	V1- New York City	Currency	USD
Buyer	Soles, Tina		Status	Incomplete	Total	0.00

Attachments - 4570, ,

Seq	Category	Description	Data Type	May Be Changed
10	To Supplier	Shipping Instructions	File	<input checked="" type="checkbox"/>
				<input type="checkbox"/>
				<input type="checkbox"/>
				<input type="checkbox"/>

Entity Name: PO Header

Open Document...

Document Catalog...

Approve...

Include Related Documents

# AOC Acknowledgement: Native Oracle Forms

AventX(tm) Delivery Status: Request ID 3017945

Fax ID	Delivery Address	Subject	Date	Status	Status Message	Host
ABCB0000	4045559177	Purchase Order #1169	09-MAR-09 08:49 AM	Ready		grimlock
ARC1	ARCHIVE	Purchase Order #1169	09-MAR-09 08:49 AM	Success	Document successfully d	grimlock
ARC2	ARCHIVE					
ARC3	ARCHIVE					
ARC4	ARCHIVE					
BBCB0000	sales@officesuppli					
CBCB0000	sales@officesuppli					
p4-1	PRINTJOB					

AventX(tm) Delivery Status

Request ID: 3017945 Fax ID: ABCB0000

Login: TSOLES Hostname: grimlock

Subject: Purchase Order #1169

**Recipient**

Delivery Address: 4045559177

To:

Company: GE Plastics

**Transmission**

Status: Ready

Status Message:

Transmission Date: 09-MAR-09 08:49 AM Pages: 0 of 3

Refresh Data Manage Document Modify Document OK

# AOC Acknowledgement: Confirmation Emails

To: Brent Lowe  
Cc:  
Subject: FAX ARDA0000 Success

Subject : Purchase Order #897

Fax Id : ARDA0000  
Fax Number : 897-6357  
Pages : 2  
Organization ID : 204  
ERP Tracking Number : 2425675  
ERP System : FNDSM  
Document Type : inv  
Document ID : 897

Server Used : testnt:1

Status : \*\*\* Transmitted ok to 897-6357 on 02/21/07 at 16:19

# AOC Acknowledgement: Reporting

The image shows two overlapping windows from a software application. The background window is titled 'Submit Request' and contains the following fields:

- Run this Request...** (Section header)
- Name:** AventX Oracle Connector Admin Report
- Parameters:** (Empty text box)
- Language:** American English
- Copy...** (Button)
- At these Times:** (Section header)
- Run:** (Section header)
- Upon Completion:** (Section header)
- Help (F1)** (Button)

The foreground window is titled 'Parameters' and contains the following fields:

- Report Type:** Summary (Dropdown menu)
- Start Date:** (Text box)
- End Date:** (Text box)
- Document Type:** (Text box)
- User Name:** (Text box)
- Org ID:** (Text box)
- Request ID:** (Text box)
- Delivery Address:** (Text box)
- Show Successful:** Y (Text box)
- Show Unsuccessful:** Y (Text box)
- Show Format Errors:** Y (Text box)
- Show Statistics:** Y (Text box)
- OK** (Button)
- Cancel** (Button)
- Clear** (Button)
- Help** (Button)

# AOC: Fundamentals of Document Delivery


- Document Management in Oracle EBS
  - Allows user to resend documents that fail or need to be resent from inside of Oracle EBS

AventX(tm) Delivery Status: Request ID 3017948

Fax ID	Delivery Address	Subject	Date	Status	Status Message	Host
DBC0000	2162833365	Purchase Order #4501	09-MAR-09 09:11 AM	Success	No msg	grimlock
DBC0001	pstock@vision.com	Purchase Order #4501	09-MAR-09 09:02 AM	Ready		grimlock
DBC0002	lbrown@rgtsinc.com	Purchase Order #4501	09-MAR-09 09:02 AM	Ready		grimlock

Refresh Data    Manage Documents    Modify Document    View Details...

# AOC: Fundamentals of Document Delivery



**Owner:** TSOLES  
**System:** GRIMLOCK-faxst1  
**System Status:** ● Active  
**Queued Documents:** 15 (31)  
**Successful Documents:** 1  
**Unsuccessful Documents:** 0

Query...

Displaying Query: Custom Query  
Results 1 to 3 of 3

**Fax & Email Transmissions**


Auto-Refresh: Off

Printable Version | Run statistics on active query | Modify column selection

<input type="checkbox"/>	Fax ID	Status	Date and Time	Delivery Address	Subject	Pages	Device
<input type="checkbox"/>	DBC0001	Ready	03/09/2009 09:02 AM	pstock@vision.com	Purchase Order #4501	0 of ?	ANY
<input type="checkbox"/>	DBC0002	Ready	03/09/2009 09:02 AM	lbrown@rgtsinc.com	Purchase Order #4501	0 of ?	ANY
<input type="checkbox"/>	DBC0000	Success	03/09/2009 09:11 AM	2162833365	Purchase Order #4501	3 of 3	testwin:1

Last Downloaded: March 9, 2009 10:44:46

Displaying Query: Custom Query  
Results 1 to 3 of 3



Copyright © 2002-2008  
All rights reserved.

# AventX Toolkit for Oracle

---

- What is it?
  - Truly a toolkit that leverages XMLP Delivery Manager
- Who is it aimed at?
  - XMLP consultants and companies that would prefer to 'build their own' solution
- How is it implemented?
  - AventX Software installs in less than 30 minutes
  - Using sample code, you can create a working system in less than a day!

# AventX Toolkit for Oracle

---

- What tools does it provide?
  - CUPS printer to fax and email
    - Simple. Dynamic fax/email info but all confirmations and cover page info is 'hard coded'
  - Custom channel to fax and email
    - Different properties for multiple destinations, cover page, confirmations and acknowledgement
  - Bursting tools
  - Working examples and sample code



# AventX Toolkit for Oracle

---

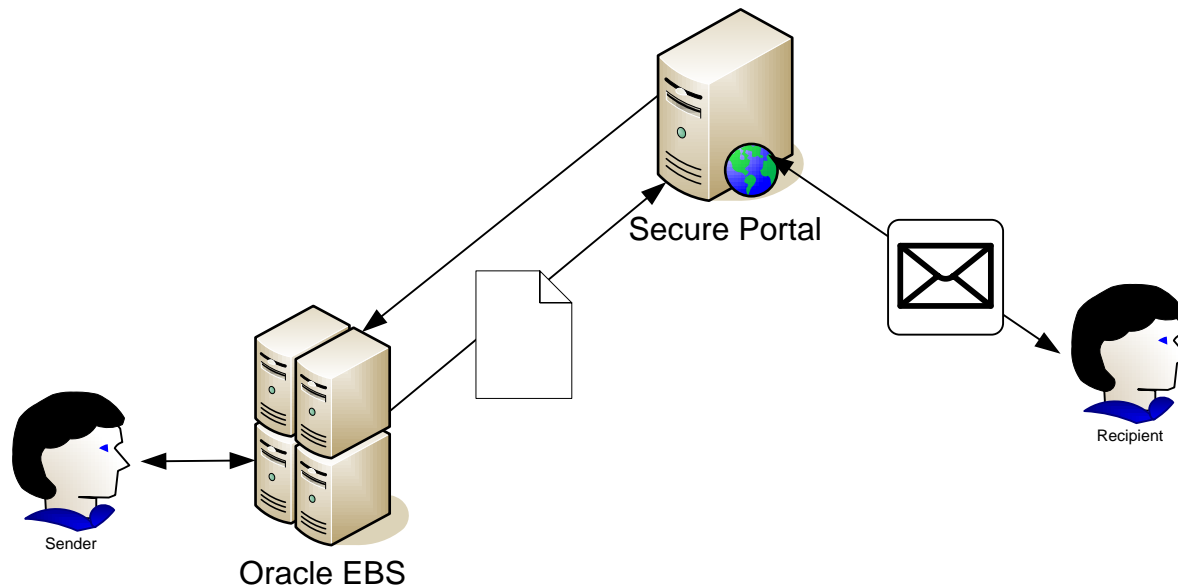
- Why use this toolkit?
  - Better Submission
    - Single source – all email and faxes flow through same queue for easy management
    - Deliver ANY document type from PDF, TEXT, PCL, PS, MS office documents and more
  - Better Transmission
    - Choice of delivery mechanisms via premise-based multi-line network fax servers and ASP fax servers
    - Include multiple email attachments and dynamic email message bodies

# AventX Toolkit for Oracle

---

- Better Acknowledgement
  - Multiple email confirmations based on the success or failure of a document
  - Multiple management interfaces for users and administrators to redeliver or correct errant document information
- Better support – NOT freeware
- Simply better and easier to use!

# Secure, Confirmed Delivery



# Secure, Confirmed Delivery

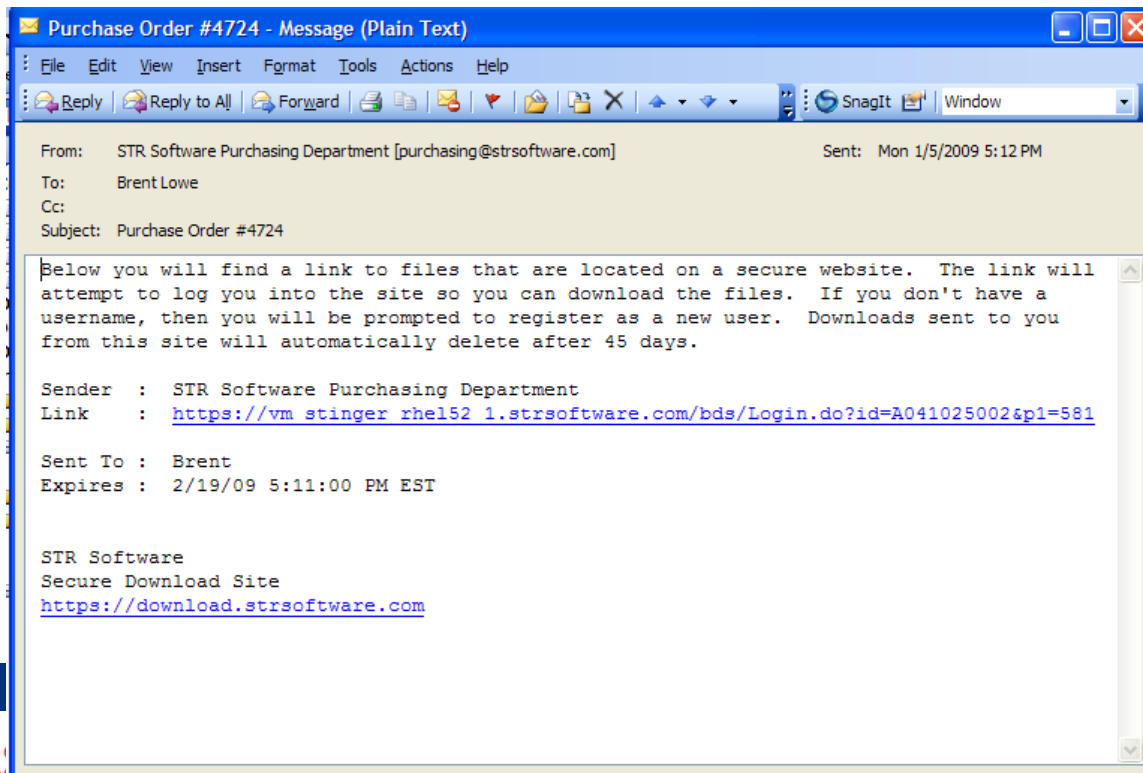
- User submits document (PO, invoice, etc..) to email recipient as normal through AventX.

The screenshot shows the 'AventX(tm) Interactive Delivery' web application. At the top, there is a 'Subject' field containing 'Purchase Order #4724'. To the right, an 'Options' section contains three checkboxes: 'Terms and Conditions', 'Hold', and 'XML Archive Connection'. Below these are three tabs: 'Recipients' (selected), 'Acknowledgements', and 'Cover Page'. The 'Recipients' tab displays a 'Pick list from' dropdown menu set to 'Vendors'. Below this is a table with three columns: 'Delivery Address', 'Name', and 'Company'. The first row of the table contains the email address 'brent.lowe@strsoftware.com' in the 'Delivery Address' column, and empty fields in the 'Name' and 'Company' columns. There are four additional empty rows in the table. At the bottom right of the form are 'Cancel' and 'Submit' buttons.

Delivery Address	Name	Company
brent.lowe@strsoftware.com		

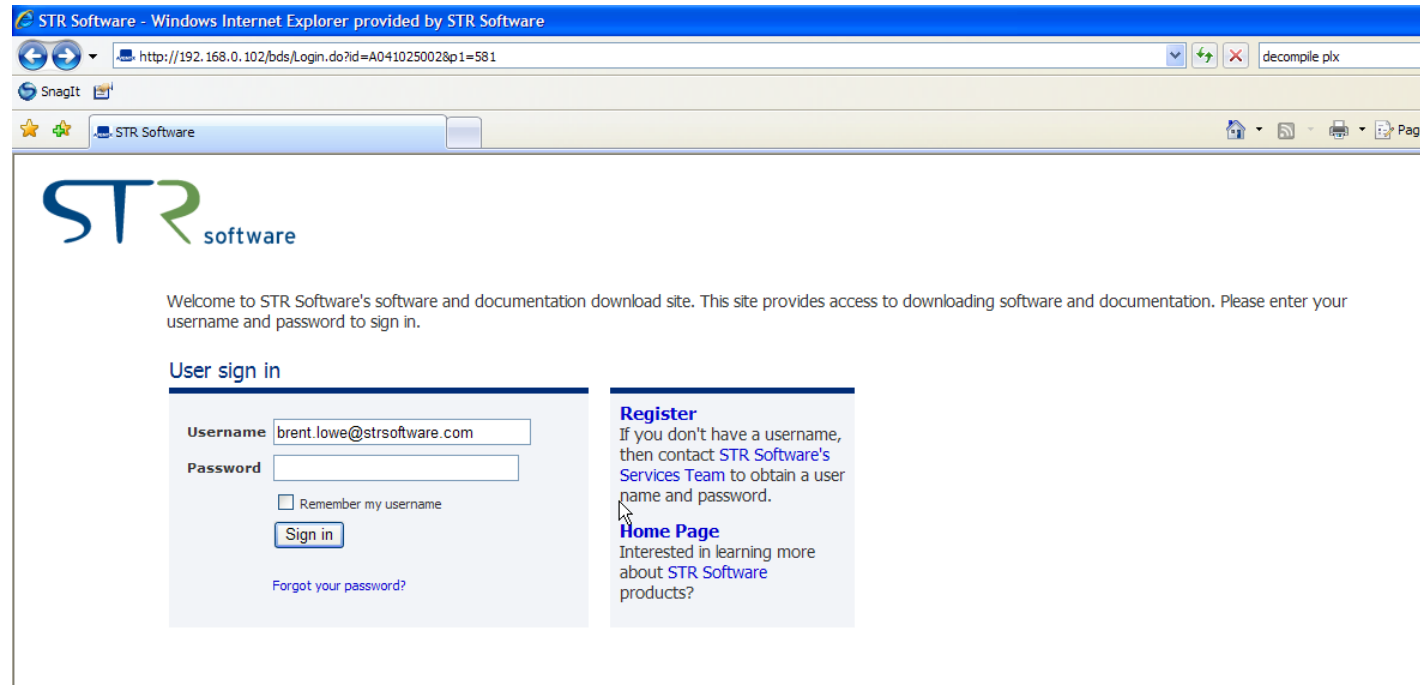
# Secure, Confirmed Delivery

- Recipient receives email notice that there is a message waiting for them at a particular web address.



# Secure, Confirmed Email

- Recipients clicks on the URL and is directed to a web portal where they sign in to see document.



The screenshot shows a web browser window titled "STR Software - Windows Internet Explorer provided by STR Software". The address bar displays the URL "http://192.168.0.102/bds/Login.do?id=A041025002&p1=581". The page features the STR software logo at the top left. Below the logo, a welcome message reads: "Welcome to STR Software's software and documentation download site. This site provides access to downloading software and documentation. Please enter your username and password to sign in." The main content area is divided into two sections. On the left, under the heading "User sign in", there is a form with fields for "Username" (containing "brent.lowe@strsoftware.com") and "Password", a checkbox for "Remember my username", a "Sign in" button, and a link for "Forgot your password?". On the right, under the heading "Register", there is a message: "If you don't have a username, then contact [STR Software's Services Team](#) to obtain a user name and password." Below this, there is a link for "Home Page" with the text "Interested in learning more about STR Software products?".

# Secure, Confirmed Email

- Once recipient signed in, user is presented with a screen to view the document.

## Your Delivery

[Delete this delivery](#)

Click on the files to download them to your computer

**Package name** Purchase Order #4724  
**To** Brent  
**Subject** Purchase Order #4724  
**From** STR Software Purchasing Department





Delivery last updated on 01/05/2009 05:12 PM by STR Software Purchasing Department

### Secure message

Here are the files you will need to download. Right click on the files and select "Save Target As" to save the files to your computer.

### Notification message

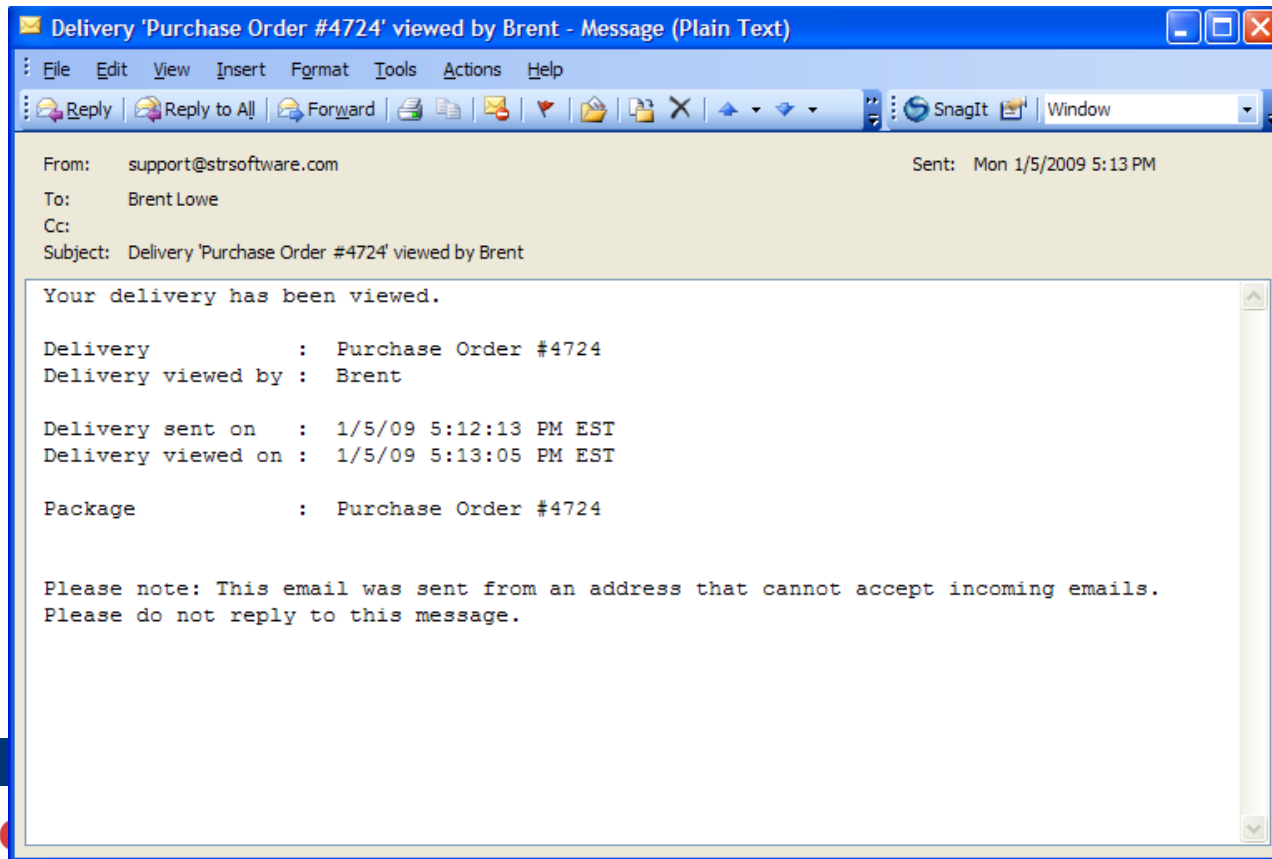
Below you will find a link to files that are located on a secure website. The link will attempt to log you into the site so you can download the files. If you don't have a username, then you will be prompted to register as a new user. Downloads sent to you from this site will automatically delete after 45 days.

File name	Description	Date Created	Size
 <a href="#">Purchase_Order_#4724.pdf</a>		01/05/2009 05:12 PM	113.6 KB
 <a href="#">signed_agreements.doc</a>		01/05/2009 05:12 PM	23.5 KB
 <a href="#">Time_Sheet.xls</a>		01/05/2009 05:12 PM	16.4 MB
 <a href="#">Original Proposal.pdf</a>		01/05/2009 05:12 PM	95.4 KB

☐ Show/Hide Reply Section

# Secure, Confirmed Delivery

- Once viewed, original sender will receive confirmation.





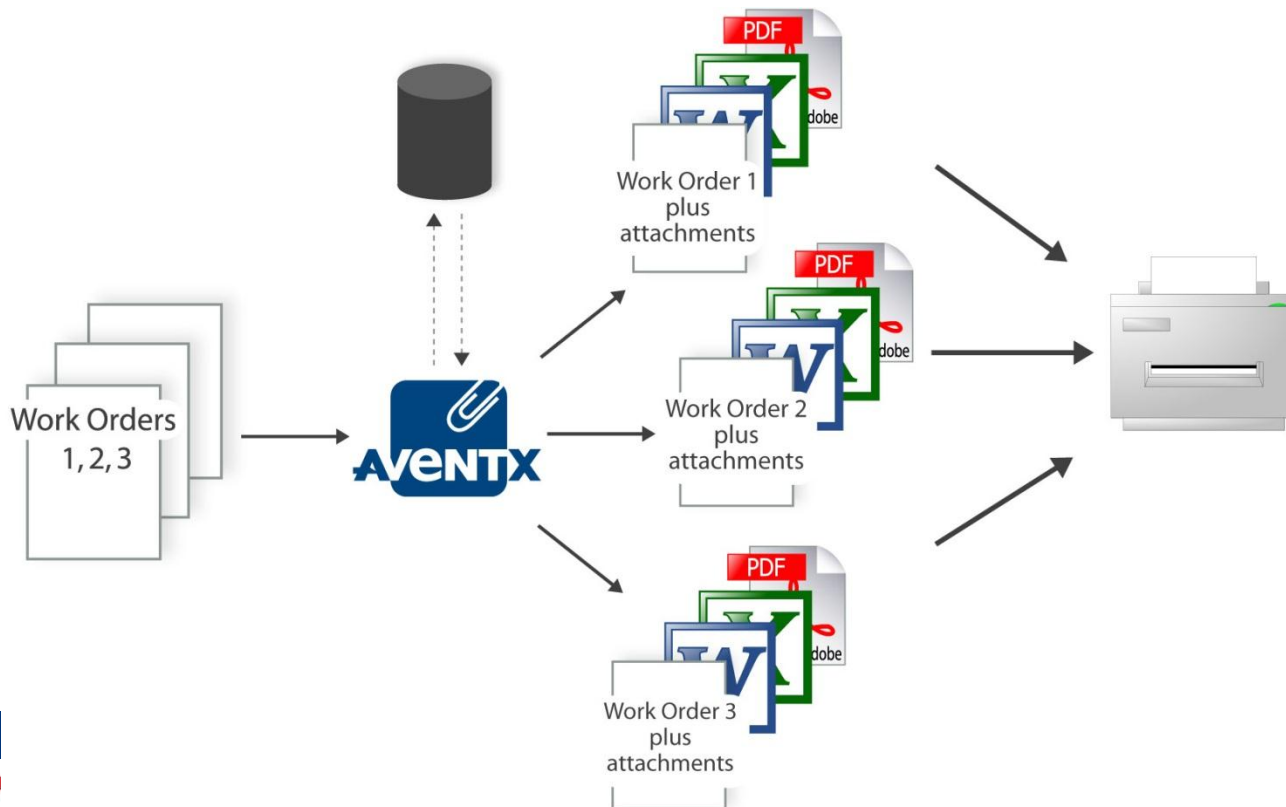
# Problem – Printing Oracle Database Attachments

---

- Significant need to automate printing
- Hours being spent per week printing attachments from invoices, purchase orders, work orders, etc.
- Discouraging use of Oracle to store asset documents

# AventX and eAM – Work Orders

- AventX bursts the Oracle report
- AventX collates with the native database attachments



# Supported Document Types

---

- Microsoft Word
- Microsoft Excel
- Microsoft PowerPoint
- HTML
- PDF
- Lotus 123
- Lotus WordPro
- Lotus Freelance
- Corel WordPerfect
- Visio
- TIFF
- RTF
- JPEG, GIF, PNG

# Summary

---

- Native functionality of Oracle EBS for email and fax is limited to single document purchase orders ONLY
- XMLP formatted purchase order output is delivered the same for email, fax and print
- Java delivery manager is a start for document delivery but requires programming talent to complete
- Third-party solution is required for actual “fax delivery”
- Search for a solution that makes it easy for the Oracle user to submit, transmit and confirm delivery of ANY document

# Automated Document Delivery

---

## AventX Oracle Connector

*any document. any format. any volume.*

- Email, fax and print from Oracle EBS, including database attachments
- Support for XML Publisher and Document Formatting Solutions
- Flexible Delivery Methods (1-off & batch)
- Real-time delivery status within Oracle EBS

# STR Software ([www.strsoftware.com](http://www.strsoftware.com))

## % Rating STR's Performance Excellent or Good

The reliability of AventX	96.0 %
The knowledge of the Technical Support Team	97.0 %
The timeliness of the resolution to your product issue	95.5 %
The overall value of Support services	95.0 %
Your increased efficiency from using AventX	92.4 %
The cost-effectiveness of AventX	92.0 %
Your overall impression of AventX	95.1 %

## % Answering Yes

<b>Would you purchase STR Software's products again?</b>	<b>97.5 %</b>
<b>Would you recommend STR Software to a colleague?</b>	<b>97.5 %</b>

# Satisfied Oracle EBS Customers



---

# Q and A

## Contact Information:

Ben Bruno  
President  
STR Software  
11505 Allecingie Parkway  
Richmond, VA 23235  
Email: [ben.bruno@strsoftware.com](mailto:ben.bruno@strsoftware.com)  
Web: [www.strsoftware.com](http://www.strsoftware.com)

Larry Michieli  
VP of Financial Systems  
Rogers Communications, Inc.  
1 Mount Pleasant Road, Fifth Floor  
Toronto, ON M4Y 2Y5  
Email: [larry.michieli@rci.rogers.com](mailto:larry.michieli@rci.rogers.com)  
Web: [www.rogers.com](http://www.rogers.com)